

Analysis of stability and Hopf bifurcation for an eco-epidemiological model with distributed delay*

Xue-yong Zhou^{a,b†}, Zhen Guo^c

^a School of Sciences, Zhejiang A & F University,

Lin'an 311300, Zhejiang, P.R. China

^b College of Mathematics and Information Science, Xinyang Normal University,

Xinyang 464000, Henan, P.R. China

^c School of Computer and Information Technology, Xinyang Normal University,

Xinyang 464000, Henan, P.R. China

Abstract: In this paper, the dynamical behavior of an eco-epidemiological model with distributed delay is studied. Sufficient conditions for the asymptotical stability of all the equilibria are obtained. We prove that there exists a threshold value of the infection rate b beyond which the positive equilibrium bifurcates towards a periodic solution. We further analyze the orbital stability of the periodic orbits arising from bifurcation by applying Poore's condition. Numerical simulation with some hypothetical sets of data has been done to support the analytical findings.

Keywords: Eco-epidemiological system, Asymptotical stability, Hopf bifurcation, Distributed delay

Subject classification codes (2010): 92B05, 34D20

1 Introduction

The mathematical modelling of epidemics has become a very important subject of research after the seminal model of Kermac-McKendric on SIRS (susceptible-infected-removed-susceptible) systems [18], in which the evolution of a disease which gets transmitted upon contact is described. Important studies in the following decades have been carried out, with the aim of controlling the effects of diseases and of developing suitable vaccination strategies [10, 22, 29, 9, 16]. After the seminal models of Vito Volterra [36] and Alfred James Lotka [20] in the mid 1920s for predator-prey interactions, mutualist and competitive mechanisms have been studied extensively in the recent years by researchers [21, 25, 32].

*This work is supported by the National Natural Science Foundation of China (No. 11071011).

†Corresponding author. E-mail address: xueyongzhou@126.com (X. Zhou).

In the natural world, however, species do not exist alone, it is of more biological significance to study the persistence-extinction threshold of each population in systems of two or more interacting species subjected to parasitism. Mathematical biology, namely predator-prey systems and models for transmissible diseases are major fields of study in their own right. But little attention has been paid so far to merge these two important areas of research (see [2, 27, 37, 38, 39]). Eco-epidemiology is rather a young subject of study, which tries to merge the epidemics models with some demographic issues. The first papers along these guidelines were indeed [8, 24], where the dynamics of a reproducing population is studied, which is also subject to an epidemics. A model for a disease spreading among interacting populations was first described in [13]. In [35], the Lotka-Volterra model is taken as the demographic basis on which to study the influence of a disease propagating in one of the two species. In an aquatic medium, a model of this kind has been first introduced in [3], while in the important domain of viral diseases affecting plankton, it is studied in [31]. Also the recent ecological literature has emphasized the importance of parasites in shaping the dynamics of both plant and animal communities [11]. Nowadays it has been observed that viral, bacterial, fungal and metazoan parasites can mediate host vulnerable to predation [15].

Studies on ecology and epidemiology share some common features. It is very important from both the ecological and the mathematical points of view to study ecological systems subject to epidemiological factors. A number of studies have been performed in this direction, since transmissible disease in ecological situation cannot be ignored [4, 6, 14]. In order to study the influence of disease on an environment where two or more interacting species are present. In this paper, we shall put emphasis on such an eco-epidemiological system consisting of three populations, namely, the healthy prey (which is susceptible), the infected prey (which becomes infective by direct contact) and the predator population.

We have two populations:

1. The prey, whose total population density is denoted by $N(t)$.
2. The predator, whose population density is denoted by $P(t)$.

We make the following assumptions:

(A₁) In the absence of transmissible disease the prey population grows according to logistic law with carrying capacity K ($K > 0$) and an intrinsic birth rate constant r ($r > 0$) [12, 14, 30], i.e.,

$$\frac{dS(t)}{dt} = rS(t)\left(1 - \frac{S(t) + I(t)}{K}\right).$$

(A₂) In the presence of infection, the total prey population $N(t)$ are divided into two distinct classes, namely, susceptible populations, $S(t)$, and infected populations, $I(t)$ [12, 14, 30]. Therefore, at any time t , the total density of prey population is

$$N(t) = S(t) + I(t).$$

(A₃) We assume the infected prey $I(t)$ are removed by death (say its death rate is a positive constant d_1), or by predation before having the possibility of reproducing.

(A₄) We assume that the disease is spread among the prey population only and the disease is not genetically inherited. The infected populations do not recover or become immune. The incidence is assumed to be the simple mass action incidence $bS(t)I(t)$, where $b > 0$ is called the transmission coefficient. Hence, the SI model of the infected prey is:

$$\begin{cases} \dot{S} = rS(t)\left(1 - \frac{S(t) + I(t)}{K}\right) - bS(t)I(t), \\ \dot{I} = bS(t)I(t) - d_1I(t) \end{cases}$$

(A₅) Numerous field studies show that infected prey are more vulnerable to predation compared with their non-infected counterpart [17, 26]. Lafferty and Morris [19] quantified that the predation rates on infected prey may be thirty one times higher compared to that on susceptible prey. Thus, we consider the case when the predator mainly eats the infected prey. And we are assuming in a more realistic fashion that the present level of the predator affects instantaneously the growth of the infected prey, but that the growth of the predator is influenced by the amount of infected prey in the past. More precisely, the number of predators grows depending on the weight-averaged time of the Michaelis-Menten function of $I(t)$ over the past by means of the function $Q(t)$ given by the integral [33]

$$Q(t) = \int_{-\infty}^t \frac{\delta I(\tau)P(\tau)}{mP(\tau) + I(\tau)} \exp(-\delta(t - \tau))d\tau, \quad (1.1)$$

where the exponential weight function satisfies

$$\int_{-\infty}^t \delta \exp(-\delta(t - \tau))d\tau = \int_0^{\infty} \delta \exp(-\delta s)ds = 1.$$

Clearly, this assumption implies that the influence of the past fades away exponentially and the number $\frac{1}{\delta}$ might be interpreted as the measure of the influence of the past. So, the smaller the $\delta > 0$, the longer the interval in the past in which the values of I are taken into account.

From the above assumptions we have the following model:

$$\begin{cases} \frac{dS}{dt} = rS(t)\left(1 - \frac{S(t)+I(t)}{K}\right) - bS(t)I(t), \\ \frac{dI}{dt} = bS(t)I(t) - d_1I(t) - \frac{aI(t)P(t)}{mP(t) + I(t)}, \\ \frac{dP}{dt} = -d_2P(t) + h \int_{-\infty}^t \frac{\delta I(\tau)P(\tau)}{mP(\tau) + I(\tau)} \exp(-\delta(t - \tau))d\tau, \end{cases} \quad (1.2)$$

where $S(t)$, $I(t)$ and $P(t)$ denote the quantities of sound prey, infected prey and predator, respectively. $d_2(> 0)$ and $h(> 0)$ the death rate of predator and conversion rate, respectively.

The integro-differential system (1.2) can be transformed [5, 23] into the system of differential equations on the interval $[0, +\infty)$

$$\begin{cases} \frac{dS}{dt} = rS(t)\left(1 - \frac{S(t)+I(t)}{K}\right) - bS(t)I(t), \\ \frac{dI}{dt} = bS(t)I(t) - d_1I(t) - \frac{aI(t)P(t)}{mP(t)+I(t)}, \\ \frac{dQ}{dt} = \frac{\delta I(t)P(t)}{mP(t)+I(t)} - \delta Q(t), \\ \frac{dP}{dt} = -d_2P(t) + hQ(t). \end{cases} \quad (1.3)$$

We understand the relationship between the two systems as follows: If $(S, I, P) : [0, +\infty) \rightarrow \mathbb{R}^3$ is the solution of (1.2) corresponding to continuous and bounded initial function $(\bar{S}_0, \bar{I}_0, \bar{P}_0) : [0, +\infty) \rightarrow \mathbb{R}^3$, then $(S, I, Q, P) : [0, +\infty) \rightarrow \mathbb{R}^4$ is a solution of (1.3) with $\bar{S}_0 = S_0$, $\bar{I}_0 = I_0$, $\bar{P}_0 = P_0$, and

$$Q(0) = \int_{-\infty}^0 \frac{\delta I(\tau)P(\tau)}{mP(\tau) + I(\tau)} \exp(\delta\tau) d\tau.$$

Conversely, if (S, I, Q, P) is any solution of (1.3) defined on the entire real line and bounded on $(-\infty, 0]$, then Q is given by (1.1), and so (S, I, P) satisfies (1.2).

System (1.3) will be analyzed with the following initial conditions

$$S(0) = S_0 > 0, I(0) = I_0 > 0, Q(0) = Q_0 > 0, P(0) = P_0 > 0. \quad (1.4)$$

The organization of the paper is as follows: Section 2 deals with some basic results, e.g., positivity, existence of equilibria, boundedness of solutions. Section 3 is devoted to studying the dynamical behavior of the linearized system around each of the equilibria. In Section 4, we discuss the orbital stability of bifurcating limit cycle using Poore's condition. The globally asymptotical stability of predator-free equilibrium is presented in section 5. We perform a numerical analysis in Section 6 to support our analytical findings. The paper ends with discussion on the results obtained in the previous sections.

2 Some basic results

It is important to show positivity and boundedness for the system (1.3) as they represent populations. Positivity implies that populations survives and boundedness may be interpreted as a natural restriction to growth as a consequence of limited resources. In this section, we present some basic results, such as the positive invariance of system (1.3), the existence of equilibria, the boundedness of solutions.

2.1 Equilibria

The model (1.3) has the following equilibria:

- (i) the predator-free equilibrium $E_1(S_1, I_1, 0, 0)$, where $S_1 = \frac{d_1}{b}$ and $I_1 = \frac{r(bK - d_1)}{b(r + bK)}$;

(ii) the interior equilibrium $E_2(S_2, I_2, Q_2, P_2)$, where

$$S_2 = \frac{d_1mh + ah - d_2a}{bmh}, \quad I_2 = \frac{r(bmKh - d_1mh - ah + d_2a)}{bmh(r + bK)},$$

$$Q_2 = \frac{r(bmKh - d_1mh - ah + d_2a)(h - d_2)}{bm^2h^2(r + bK)}, \quad P_2 = \frac{r(bmKh - d_1mh - ah + d_2a)(h - d_2)}{bm^2hd_2(r + bK)}.$$

For positivity of E_1 , we assume $bK > d_1$.

Positivity of I_2 implies that $bmKh + d_2a > d_1mh + ah$. If $h > d_2$, we can get the positivity of Q_2 and P_2 . In order to insure the positivity of S_2 we must have $d_1mh + ah > d_2a$. Hence, for positivity of E_2 , we assume $bmKh + d_2a > d_1mh + ah$ and $h > d_2$.

2.2 Positive invariance

Theorem 2.1. *Every solution of system (1.3) with initial conditions (1.4) exists in the interval $[0, +\infty)$ and remains positive for all $t > 0$.*

Proof. Let us put Eq. (1.3) in a vector form by setting

$$X(t) = \text{col}(S(t), I(t), Q(t), P(t)) \in \mathbb{R}^4, \quad (2.5)$$

and

$$\mathcal{G}(X(t)) = \begin{pmatrix} \mathcal{G}_1(X(t)) \\ \mathcal{G}_2(X(t)) \\ \mathcal{G}_3(X(t)) \\ \mathcal{G}_4(X(t)) \end{pmatrix} = \begin{pmatrix} rS(t)(1 - \frac{S(t) + I(t)}{K}) - bS(t)I(t) \\ bS(t)I(t) - d_1I(t) - \frac{aI(t)P(t)}{mP(t) + I(t)} \\ \frac{\delta I(t)P(t)}{mP(t) + I(t)} - \delta Q(t) \\ -d_2P(t) + hQ(t) \end{pmatrix}, \quad (2.6)$$

where $\mathcal{G} : \mathbb{R}^4 \rightarrow \mathbb{R}^4$ and $\mathcal{G} \in C^\infty(\mathbb{R}^4)$. Then Eq. (1.3) becomes

$$\dot{X}(t) = \mathcal{G}(X(t)), \quad (2.7)$$

where $\cdot = \frac{d}{dt}$ and with $X(0) = X_0 \in \mathbb{R}_+^4$. It is easy to check in Eq. (2.2) that whenever choosing $X \in \mathbb{R}_+^4$ such that $X_i = 0$, then $\mathcal{G}_i(X_i)|_{X_i=0} \geq 0$, $i = 1, 2, 3, 4$. Due to the well-known theorem by Nagumo [34] and the solution of Eq. (2.3) with $X_0 \in \mathbb{R}_+^4$, say $X = X(t, X_0)$, is such that $X(t) \in \mathbb{R}_+^4$ for all $t > 0$.

2.3 Boundedness of solutions

Now, let us prove that the solutions of the system (1.3) are bounded for $t \geq 0$.

As is obvious for system (1.3), we have $\limsup_{t \rightarrow +\infty} S(t) \leq K$. Then there is a $T > 0$ such that for any sufficiently small $\epsilon > 0$ we have $S(t) \leq K + \epsilon$ for $t > T$.

Theorem 2.2. *There is an $M > 0$ such that, for any positive solution $(S(t), I(t), Q(t), P(t))$ of system (1.3), $I(t) < M$, $Q(t) < M$, $P(t) < M$ for all large t .*

Proof. Set $V_1 = S + I$. Calculating the derivative of V_1 along the solutions of system (1.3), we find

$$\begin{aligned}\dot{V}_1(t) &= rS\left(1 - \frac{S+I}{K}\right) - d_1I - \frac{aPI}{mP+I} \\ &\leq -d_1V_1 + (r+d_1)S - \frac{rS^2}{K} \\ &\leq -d_1V_1 + M_0,\end{aligned}$$

where $M_0 = \frac{K(r+d_1)^2}{4r}$. Recall that $S(t) \leq K + \epsilon$ for $t > T$. Then there exists an M_1 , depending only on the parameters of system (1.3), such that $V_1 < M_1$ for $t > T$. Then $I(t)$ has an ultimately above bound M_1 . It follows from the third equation of system (1.3) that $Q(t)$ has an ultimately above bound $\frac{M_1}{m}$. And from the last equation of system (1.3), we can find that $P(t)$ has an ultimately above bound $\frac{hM_1}{md_2}$. Let $M = \max\{M_1, \frac{M_1}{m}, \frac{hM_1}{md_2}\}$. Then $I(t) < M$, $Q(t) < M$, $P(t) < M$ for all large t . The proof is complete. This shows that system (1.3) is dissipative.

Define

$$\Omega = \{(S, I, Q, P) : 0 \leq S \leq K, 0 \leq I, Q, P \leq M\}.$$

3 Local stability

In this section, we discuss the local stability of each equilibrium of the system (1.3).

Let $\bar{E}(\bar{S}, \bar{I}, \bar{Q}, \bar{P})$ be any arbitrary equilibrium of (1.3). The variational matrix of the system at \bar{E} is given by

$$J_{\bar{E}} = \begin{pmatrix} r - \frac{2r\bar{S}}{K} - \frac{r\bar{I}}{K} - b\bar{I} & -\frac{r\bar{S}}{K} - b\bar{S} & 0 & 0 \\ b\bar{I} & b\bar{S} - d_1 - \frac{am\bar{P}^2}{(m\bar{P} + \bar{I})^2} & 0 & -\frac{a\bar{I}^2}{(m\bar{P} + \bar{I})^2} \\ 0 & \frac{m\delta\bar{P}^2}{(m\bar{P} + \bar{I})^2} & -\delta & \frac{\delta\bar{I}^2}{(m\bar{P} + \bar{I})^2} \\ 0 & 0 & h & -d_2 \end{pmatrix}.$$

The variational matrix at $E_1(S_1, I_1, 0, 0)$ is given by

$$J_{E_1} = \begin{pmatrix} \frac{-rS_1}{K} & \frac{-rS_1}{K} - bS_1 & 0 & 0 \\ bI_1 & 0 & 0 & -a \\ 0 & 0 & -\delta & \delta \\ 0 & 0 & h & -d_2 \end{pmatrix},$$

which gives the following characteristic equation in λ as:

$$[\lambda^2 + \frac{rS_1}{K}\lambda + bI_1(\frac{rS_1}{K} + bS_1)][\lambda^2 + (d_2 + \delta)\lambda + d_2\delta - h\delta] = 0. \quad (3.8)$$

The equation

$$\lambda^2 + \frac{rS_1}{K}\lambda + bI_1\left(\frac{rS_1}{K} + bS_1\right) = 0$$

has two roots with negative real part because their two coefficients are positive. Therefore, the stability of E_1 is determined by the sign of the real part of the following equation

$$\lambda^2 + (d_2 + \delta)\lambda + d_2\delta - h\delta = 0. \quad (3.9)$$

Now this gives rise to the following cases:

Case 1. When $d_2 > h$, the equation (3.2) has two eigenvalues with real part negative, consequently, the predator-free equilibrium E_1 is stable.

Case 2. When $d_2 = h$, there is one eigenvalue zero and the other with real part negative. System (1.3) has a saddle-node bifurcation at E_1 .

Case 3. When $d_2 < h$, E_1 becomes unstable.

The variational matrix for the equilibrium E_2 is given by

$$J_{E_2} = \begin{pmatrix} -\frac{rS_2}{K} & -\frac{rS_2}{K} - bS_2 & 0 & 0 \\ bI_2 & \frac{aI_2P_2}{(mP_2 + I_2)^2} & 0 & -\frac{aI_2^2}{(mP_2 + I_2)^2} \\ 0 & \frac{m\delta P_2^2}{(mP_2 + I_2)^2} & -\delta & \frac{\delta I_2^2}{(mP_2 + I_2)^2} \\ 0 & 0 & h & -d_2 \end{pmatrix}.$$

The above variational matrix gives the following characteristic equation in λ :

$$D(\lambda) = \lambda^4 + p_1\lambda^3 + p_2\lambda^2 + p_3\lambda + p_4 = 0, \quad (3.10)$$

where

$$\begin{aligned} p_1 &= d_2 + \delta + \frac{rS_2}{K} - \frac{aI_2P_2}{(mP_2 + I_2)^2}, \\ p_2 &= d_2\delta - \frac{h\delta I_2^2}{(mP_2 + I_2)^2} + (d_2 + \delta)\left(\frac{rS_2}{K} - \frac{aI_2P_2}{(mP_2 + I_2)^2}\right) + bI_2\left(\frac{rS_2}{K} + bS_2\right) - \frac{rS_2}{K} \frac{aI_2P_2}{(mP_2 + I_2)^2}, \\ p_3 &= \left(\frac{rS_2}{K} - \frac{aI_2P_2}{(mP_2 + I_2)^2}\right)(d_2\delta - \frac{h\delta I_2^2}{(mP_2 + I_2)^2}) + \left[bI_2\left(\frac{rS_2}{K} + bS_2\right) - \frac{rS_2}{K} \frac{aI_2P_2}{(mP_2 + I_2)^2}\right](d_2 + \delta) \\ &\quad + \frac{h\delta I_2^2}{(mP_2 + I_2)^2} \frac{m\delta P_2^2}{(mP_2 + I_2)^2}, \\ p_4 &= (d_2\delta - \frac{h\delta I_2^2}{(mP_2 + I_2)^2})\left[bI_2\left(\frac{rS_2}{K} + bS_2\right) - \frac{rS_2}{K} \frac{aI_2P_2}{(mP_2 + I_2)^2}\right] + \frac{rS_2}{K} \frac{h\delta I_2^2}{(mP_2 + I_2)^2} \frac{m\delta P_2^2}{(mP_2 + I_2)^2}. \end{aligned}$$

By the Routh-Hurwitz criterion, it follows that all eigenvalues of (3.3) have negative real parts if and only if $p_1 > 0$, $p_3 > 0$, $p_4 > 0$ and $p_1p_2p_3 > p_3^2 + p_1^2p_4$. And if $\frac{rS_2}{K} > \frac{aI_2P_2}{(mP_2 + I_2)^2}$, $bI_2\left(\frac{rS_2}{K} + bS_2\right) > \frac{rS_2}{K} \frac{aI_2P_2}{(mP_2 + I_2)^2}$ and $d_2\delta > \frac{h\delta I_2^2}{(mP_2 + I_2)^2}$ hold, then $p_1 > 0$, $p_3 > 0$, $p_4 > 0$. Hence, E_2 is locally stable if $\frac{rS_2}{K} > \frac{aI_2P_2}{(mP_2 + I_2)^2}$, $bI_2\left(\frac{rS_2}{K} + bS_2\right) > \frac{rS_2}{K} \frac{aI_2P_2}{(mP_2 + I_2)^2}$, $d_2\delta > \frac{h\delta I_2^2}{(mP_2 + I_2)^2}$ and $p_1p_2p_3 > p_3^2 + p_1^2p_4$.

Now, we shall find out the conditions for which the equilibrium E_2 enters into Hopf bifurcation as b varies over \mathbb{R} .

Routh-Hurwitz Criterion and Hopf bifurcation: Let $\psi : (0, \infty) \rightarrow \mathbb{R}$ be the following continuously differentiable function of b :

$$\psi(b) \triangleq p_1(b)p_2(b)p_3(b) - p_3^2(b) - p_4(b)p_1^2(b). \quad (3.11)$$

The assumptions for Hopf bifurcations to occur are the usual ones and these require that the spectrum $\varrho(b) = \{\lambda | D(\lambda) = 0\}$ of the characteristic equation is such that (A) there exists $b^* \in (0, \infty)$, at which a pair of complex eigenvalues $\lambda(b^*)$, $\bar{\lambda}(b^*) \in \varrho(b)$ satisfy

$$Re\lambda(b^*) = 0, \quad Im\lambda(b^*) \triangleq \omega_0 > 0, \quad (3.12)$$

and the transversality condition

$$\left. \frac{dRe\lambda(b)}{db} \right|_{b^*} \neq 0;$$

(B) all other elements of $\lambda(b)$ have negative real parts.

The equivalent criteria for the above assumptions for Hopf bifurcation is as follows:

Hopf bifurcation of the equilibrium E_2 occurs at $b = b^*$ if and only if

$$\psi(b^*) = 0, \quad \left. \frac{dRe\lambda(b)}{db} \right|_{b^*} \neq 0;$$

and all other eigenvalues are of negative real parts, where $\lambda(b)$ is purely imaginary at $b = b^*$.

The existence of $b^* \in (0, \infty)$ is ensured by solving the equation $\psi(b^*) = 0$. At $b = b^*$, the characteristic equation (3.3) can be factored as

$$\left(\lambda^2 + \frac{p_3}{p_1}\right)\left(\lambda^2 + p_1\lambda + \frac{p_1p_4}{p_3}\right) = 0.$$

The first factor has two pure imaginary roots $\lambda_1, \lambda_2 = \bar{\lambda}_1$ at $b = b^*$, where $\lambda_1 = i\omega_0 = i\sqrt{\frac{p_3}{p_1}}$. Also, the following conditions hold:

$$\lambda_3 + \lambda_4 = -p_1, \quad (3.13)$$

$$\omega_0^2 + \lambda_3\lambda_4 = p_2, \quad (3.14)$$

$$\omega_0^2(\lambda_3 + \lambda_4) = -p_3, \quad (3.15)$$

$$\omega_0^2\lambda_3\lambda_4 = p_4, \quad (3.16)$$

where $\omega_0 = Im\lambda_1(b^*)$. It is clear that

$$\omega_0^2 = \frac{p_3}{p_1}. \quad (3.17)$$

Now, if λ_3 and λ_4 are complex conjugate, then from (3.6), it follows that $2Re\lambda_3 = -p_1 < 0$; if they are real roots, then by (3.6) and (3.9), $\lambda_3 < 0$ and $\lambda_4 < 0$. To complete the discussion, it remains to verify the transversality condition in (3.5).

As $\psi(b)$ is a continuous function of all its roots, so there exists an open interval $b \in (b^* - \epsilon, b^* + \epsilon)$ where λ_1 and λ_2 are complex conjugate for b . Suppose, their general forms in this neighborhood are

$$\lambda_1(b) = \beta_1(b) + i\beta_2(b), \quad (3.18)$$

$$\lambda_2(b) = \beta_1(b) - i\beta_2(b). \quad (3.19)$$

The following condition has to be checked:

$$\left[\frac{dRe\lambda_j}{db}\right]_{b^*} \neq 0, \quad j = 1, 2. \quad (3.20)$$

Substituting $\lambda_1(b) = \beta_1(b) + i\beta_2(b)$ into (3.3) and calculating the derivative, we have

$$K(b)\beta_1' - L(b)\beta_2' + M(b) = 0,$$

$$L(b)\beta_1' + K(b)\beta_2' + N(b) = 0,$$

where

$$K(b) = 4\beta_1^3 - 12\beta_1\beta_2^2 + 3p_1(\beta_1^2 - \beta_2^2) + 2p_2\beta_1 + p_3,$$

$$L(b) = 12\beta_1^2\beta_2 + 6p_1\beta_1\beta_2 - 4\beta_2^3 + 2p_2\beta_2,$$

$$M(b) = p_1\beta_1^3 - 3p_1'\beta_1\beta_2^2 + p_2'(\beta_1^2 - \beta_2^2) + p_3'\beta_1,$$

$$N(b) = 3p_3'\beta_1^2\beta_2 - p_1'\beta_2^3 + 2p_2'\beta_1\beta_2 + p_3'\beta_2.$$

Since $L(b)N(b) + K(b)M(b) \neq 0$ at $b = b^*$, we have

$$\left[\frac{dRe\lambda_j}{db}\right]_{b^*} = \frac{L(b)N(b) + K(b)M(b)}{K^2(b) + L^2(b)} \neq 0.$$

Thus the conditions for Hopf bifurcation are verified. We may summarize the above discussion in the form of following proposition:

Theorem 3.3. *If the positive equilibrium E_2 of the system (1.3) exists, then the system around E_2 has a Hopf bifurcation when $b = b^*$.*

Remark 3.2. Theorem 3.3 shows the importance of b , the infection rate in controlling the system dynamics.

Remark 3.3. The biological implication of Hopf bifurcation for E_2 is that the predator coexists with the susceptible prey and the infected prey, exhibiting oscillatory balance behavior.

Remark 3.4. The period τ_1 of the bifurcating periodic orbits for close to $b = b^*$ is given by

$$\tau_1(b^*) = \frac{2\pi}{\omega_0}, \quad \omega_0 = \sqrt{\frac{\lambda_3(b^*)}{\lambda_1(b^*)}}. \quad (3.21)$$

Next we discuss the orbital stability of the limit cycle arising out of Hopf-bifurcation. We apply here the Poore's condition [28] for orbital stability.

4 Stability of the bifurcating limit cycle

We apply Poore's condition for verification of the orbital stability of the Hopf bifurcating limit cycle. Let a real, n -dimensional ($n \geq 2$), first order system of autonomous differential equations be of the form

$$\frac{dx}{dt} = \hat{\mathbf{F}}(x, v), \quad (4.22)$$

where $v = (v_1, v_2, \dots, v_m)^\top$ denotes a vector of m -real parameters. Assume that there exist a combination of the parameters, say, v^0 , a critical point a^0 such that the variational matrix $\hat{\mathbf{F}}(a^0, v^0)$ has exactly two, nonzero, purely imaginary eigenvalues, say $\pm i\omega_0$ with $\omega_0 > 0$ and other $n - 2$ eigenvalues with nonzero real parts. To vary one, some or all the m parameters, an m -dimensional vector function $f(\varepsilon)$ is introduced with the property that $f(0) = 0$, and hence we confine our analysis on the following system of ODE:

$$\frac{dx}{dt} = \mathbf{F}(x, \varepsilon) \triangleq \hat{\mathbf{F}}(x, v^0 + f(\varepsilon)). \quad (4.23)$$

It follows from the definition of $\mathbf{F}(x, \varepsilon)$ that $\mathbf{F}(a^0, 0) = 0$ and eigenvalues of $\mathbf{F}_x(a^0, 0)$ are the same as those of $\hat{\mathbf{F}}(a^0, v^0)$. It is assumed that $\mathbf{F}(x, \varepsilon) \in C^k[D \times (-\varepsilon_0, \varepsilon_0)]$, where $k \geq 3$, D is a domain in \mathbb{R}^n containing a^0 and $\varepsilon_0 > 0$. As there is no nonzero eigenvalue of the variational matrix, $\mathbf{F}_x(a^0, 0) \neq 0 \in \mathbb{R}^n$, and hence the implicit function theorem guarantees the existence of a critical point a^ε which is k -times continuously differentiable in ε and satisfies $\mathbf{F}(a^\varepsilon, \varepsilon) = 0$ for ε in a small neighborhood of $\varepsilon = 0$. Using this definition of a^ε , we introduce a change of variables which is similar to that used by K.O. Friedrichs [7]:

$$\begin{aligned} x &= a^\varepsilon + \mu'y, \quad (1 + \mu'\eta)s = t, \quad \varepsilon = \mu'\delta, \quad \mathbf{A}^\varepsilon = \mathbf{F}_x(a^\varepsilon, \varepsilon), \quad \varepsilon\mathbf{B}^\varepsilon = \mathbf{A}^\varepsilon - \mathbf{A}^0, \\ \mathbf{B}^0 &= \left. \frac{d\mathbf{A}^\varepsilon}{d\varepsilon} \right|_{\varepsilon=0}, \quad \mu'^2\mathbf{Q}(y, \mu', \varepsilon) = \mathbf{F}(a^\varepsilon + \mu'y, \varepsilon) - \mu'\mathbf{A}^\varepsilon y. \end{aligned} \quad (4.24)$$

This reduces the differential equation (4.2) in the following form

$$\frac{dy}{dt} = \mathbf{A}^0 y + \mu'\mathbf{G}(y, \mu', \delta, \eta), \quad (4.25)$$

where $\mathbf{A}^0 = \mathbf{F}_x(a^0, 0)$ and $\mathbf{G}(y, \mu', \delta, \eta) = \delta\mathbf{B}^{\mu'\delta}y + \eta\mathbf{A}^{\mu'\delta}y + (1 + \mu'\eta)\mathbf{Q}(y, \mu', \mu'\delta)$. Thus the problem of periodic solutions of (4.2) is reduced to a perturbation problem in the small parameter μ' .

Now, the stability information of the bifurcating periodic orbits is contained in the following theorem of Poore, coupled with an algebraic expression, which completely reduces the determination of stability to an algebraic problem. By the assumptions of Theorem 2.3 in [28], the differential equation in (4.4) is continuously differentiable in μ' , when $\delta = \delta(\mu')$ and $\eta = \eta(\mu')$ and in the function y in a neighborhood of the periodic orbit. Thus the existing periodic orbit will be asymptotically orbitally stable with asymptotic phase if $n - 1$ of the characteristic multipliers of the variational equation

have moduli less than one. The information developed by Poore about the modulus of each of the characteristic multipliers is given by the following lemma:

Lemma 4.1. *Assume that there exists a nonconstant bifurcated periodic solution, i.e., the hypothesis in Theorem 2.3 in [28] is satisfied. Then the n -characteristic multipliers, denoted by $\varrho_l(\mu')$ for $1 \leq l \leq n$, are continuous functions of μ' at $\mu' = 0$ and satisfy the relations*

$$\begin{aligned}\varrho_1(\mu') &= \exp(\hat{\beta}(\mu')T), \quad \varrho_2(\mu') = 1, \\ \varrho_l(\mu') &= \exp(\lambda_l^0 + o(1)), \quad \text{as } \mu' \rightarrow 0 \quad (3 \leq l \leq n),\end{aligned}$$

where $\hat{\beta}(\mu')$ is continuous at $\mu' = 0$ and $\hat{\beta}(0) = 0$. Here, T is the period of oscillation of the periodic solution $y(s, \mu')$ of Theorem 2.3 in [28], and the λ_l^0 's denote the $n - 2$ eigenvalues (continuing multiplicities) of the variational matrix $\mathbf{F}_x(a^0, 0) = \hat{\mathbf{F}}_x(a^0, 0)$ with nonzero real parts.

Let $\alpha(\varepsilon) + i\omega(\varepsilon)$ denote the complex eigenvalue of \mathbf{A}^ε . $\alpha'(0)$ is the derivative of $\alpha(\varepsilon)$ at $\varepsilon = 0$. And $\delta'(0)$ is the derivative of $\delta(\varepsilon)$ at $\varepsilon = 0$.

In addition, if $k \geq 4$ in the smoothness assumption of $\mathbf{F}(x, \varepsilon) \in C^k[D \times (-\varepsilon_0, \varepsilon_0)]$ and $\delta'(0) \neq 0$, then

$$\varrho_1(\mu') = \exp(\mu'^2 \beta(\mu')T) = \exp(-2\mu'^2 \alpha'(0)\delta'(0)T + o(\mu'^2)), \quad \text{as } \mu' \rightarrow 0,$$

where $\beta(\mu')$ is a real valued continuous function with $k - 4$ continuous derivatives in a small neighborhood of $\mu' = 0$.

Hence, if $\alpha'(0)\delta'(0) > 0$ and $\text{Re}\lambda_l^0 < 0$ for $3 \leq l \leq n$, then the bifurcated periodic solution will be asymptotically stable with asymptotic phase for μ' in a sufficiently small neighborhood of $\mu' = 0$.

The following lemma reduces the above condition of stability to an algebraic expression as follows:

Lemma 4.2.[28] *Let $\mathbf{F}(x, \varepsilon)$ satisfy the hypotheses in Theorem 2.3 in [28] and let u and v denote the left and right eigenvector, respectively, for the eigenvalues $+i\omega_0$ ($\omega_0 > 0$) of the variational matrix \mathbf{A}^0 . If u and v are normalized in the sense that $uv = 1$ (u is row and v is a column vector), then*

$$\begin{aligned}8\alpha'(0)\delta'(0) + i8(\omega'(0)\delta'(0) + \omega_0\eta'(0)) \\ = \mathbf{b}(0) \cdot \mathbf{b}(0) \{-u\mathbf{F}_{xxx}vv\bar{v} + 2u\mathbf{F}_{xx}v\mathbf{A}^{0-1}\mathbf{F}_{xx}v\bar{v} + u\mathbf{F}_{xx}\bar{v}(\mathbf{A}^0 - 2i\omega_0)^{-1}\mathbf{F}_{xx}vv\},\end{aligned}$$

where $\mathbf{A}^0 = \mathbf{F}_x(a^0, 0)$, $\mathbf{F}_{xx} = \mathbf{F}_{xx}(a^0, 0)$, $\mathbf{F}_{xxx} = \mathbf{F}_{xxx}(a^0, 0)$, $\mathbf{b}(0)$ is the $\mu' = 0$ value of the two dimensional vector $\mathbf{b}(\mu')$ which occurs in $Uy(s, \mu') = \Phi(s)\mathbf{b}(\mu')$, \bar{v} denotes the complex conjugate of v , and the definition of $\Phi(s)$ can be found in (2.6) of [28].

Written out in component form, the above expression reduces to

$$\begin{aligned}8\alpha'(0)\delta'(0) + i8(\omega'(0)\delta'(0) + \omega_0\eta'(0)) \\ = \mathbf{b}(0) \cdot \mathbf{b}(0) \{-u_l \mathbf{F}_{x_j x_k x_p}^l v_j v_k \bar{v}_p + 2u_l \mathbf{F}_{x_j x_k}^l x_j (\mathbf{A}^{0-1})_{kr} \mathbf{F}_{x_p x_q}^r v_p \bar{v}_q \\ + u_l \mathbf{F}_{x_j x_k}^l \bar{v}_j ((\mathbf{A}^0 - 2i\omega_0)^{-1})_{kr} \mathbf{F}_{x_p x_q}^r v_p v_q\},\end{aligned} \quad (4.26)$$

where the repeated indices within each term imply a sum from 1 to n and all the derivatives of \mathbf{F} are evaluated at the equilibrium a^0 . The sign of the real and imaginary parts of the right hand side of expression in Lemma 4.2 are independent of the choice of $\mathbf{b}(\mu')$ in $Uy(s, \mu') = \Phi(s)\mathbf{b}(\mu')$ and the eigenvectors u and v so long as $\mathbf{b}(0) \cdot \mathbf{b}(0) > 0$ and $uv = 1$. So positivity of real part of the above expression in parenthesis really indicates the orbital stability of the periodic solution arising out of Hopf bifurcation.

We rewrite our system of ODE (1.3) in the following form:

$$\begin{aligned}\frac{dS}{dt} &= rS(t)\left(1 - \frac{S(t)+I(t)}{K}\right) - bS(t)I(t) = \mathbf{F}^1(S, I), \\ \frac{dI}{dt} &= bS(t)I(t) - d_1I(t) - \frac{aI(t)P(t)}{mP(t)+I(t)} = \mathbf{F}^2(S, I, P), \\ \frac{dQ}{dt} &= \frac{\delta I(t)P(t)}{mP(t)+I(t)} - \delta Q(t) = \mathbf{F}^3(I, Q, P), \\ \frac{dP}{dt} &= -d_2P(t) + hQ(t) = \mathbf{F}^4(Q, P).\end{aligned}$$

Now all the second- and third-order derivatives of \mathbf{F}^i ($i = 1, 2, 3, 4$) are as follows:

$$\begin{aligned}\mathbf{F}_{SS}^1 &= -\frac{2r}{K}, \quad \mathbf{F}_{SI}^1 = \mathbf{F}_{IS}^1 = -\frac{r}{K}, \\ \mathbf{F}_{II}^2 &= \frac{2amP^2}{(mP+I)^3}, \quad \mathbf{F}_{SI}^2 = \mathbf{F}_{IS}^2 = b, \quad \mathbf{F}_{IP}^2 = \mathbf{F}_{PI}^2 = -\frac{2amPI}{(mP+I)^3}, \quad \mathbf{F}_{PP}^2 = \frac{2amI^2}{(mP+I)^3}, \\ \mathbf{F}_{II}^3 &= -\frac{2m\delta P^2}{(mP+I)^3}, \quad \mathbf{F}_{PP}^3 = -\frac{2m\delta I^2}{(mP+I)^3}, \quad \mathbf{F}_{IP}^3 = \mathbf{F}_{PI}^3 = \frac{2m\delta IP}{(mP+I)^3}, \\ \mathbf{F}_{III}^2 &= \frac{6amP_2^2}{(mP+I)^4}, \quad \mathbf{F}_{IIP}^2 = \mathbf{F}_{IPI}^2 = \mathbf{F}_{PII}^2 = -\frac{4amP_2I_2 - 2am^2P_2^2}{(mP+I)^4}, \\ \mathbf{F}_{IPP}^2 &= \mathbf{F}_{PPI}^2 = \mathbf{F}_{PIP}^2 = \frac{4am^2P_2I_2 - 2amI_2^2}{(mP+I)^4}, \quad \mathbf{F}_{PPP}^2 = -\frac{6am^2\delta I_2^2}{(mP+I)^4}, \\ \mathbf{F}_{IIP}^3 &= \mathbf{F}_{IPI}^3 = \mathbf{F}_{IIP}^3 = \frac{2\delta mP(2I - mP)}{(mP+I)^4}, \quad \mathbf{F}_{III}^3 = \frac{6\delta mP_2^2}{(mP+I)^4}, \\ \mathbf{F}_{IPP}^3 &= \mathbf{F}_{PIP}^3 = \mathbf{F}_{PPI}^3 = \frac{2\delta mI(I - 2mP)}{(mP+I)^4}, \quad \mathbf{F}_{PPP}^3 = \frac{6m^2\delta I_2^2}{(mP+I)^4}.\end{aligned}$$

And

$$(J_{E_2} - 2i\omega_0)^{-1} = \frac{1}{\Delta} \begin{pmatrix} q_{11} & q_{12} & q_{13} & q_{14} \\ q_{21} & q_{22} & q_{23} & q_{24} \\ q_{31} & q_{32} & q_{33} & q_{34} \\ q_{41} & q_{42} & q_{43} & q_{44} \end{pmatrix} \triangleq \mathbf{Q}_{\omega_0},$$

where

$$\begin{aligned}q_{11} &= \left[\frac{aI_2P_2}{(mP_2+I_2)^2} - 2i\omega_0\right]\left[(\delta + 2i\omega_0)(d + 2i\omega_0) - \frac{h\delta I_2^2}{(mP_2+I_2)^2}\right] - \frac{ahm\delta I_2^2 p_2^2}{(mP_2+I_2)^4}, \\ q_{12} &= -\left(\frac{rS_2}{K} + bI_2\right)\left[(\delta + 2i\omega_0)(d_2 + 2i\omega_0) - \frac{h\delta I_2^2}{(mP_2+I_2)^2}\right], \\ q_{13} &= -\frac{h\delta I_2^2\left(\frac{rS_2}{K} + bI_2\right)}{(mP_2+I_2)^2}, \\ q_{14} &= \left(\frac{rS_2}{K} + bI_2\right)(\delta + 2i\omega_0)\frac{aI_2^2}{(mP_2+I_2)^2}, \\ q_{21} &= bI_2\left[(\delta + 2i\omega_0)(d_2 + 2i\omega_0) - \frac{h\delta I_2^2}{(mP_2+I_2)^2}\right], \\ q_{22} &= -\left(\frac{rS_2}{K} + 2i\omega_0\right)\left[(\delta + 2i\omega_0)(d_2 + 2i\omega_0) - \frac{h\delta I_2^2}{(mP_2+I_2)^2}\right],\end{aligned}$$

$$\begin{aligned}
q_{23} &= -\left(\frac{rS_2}{K} + 2i\omega_0\right)\frac{h a I_2^2}{(mP_2+I_2)^2}, \\
q_{24} &= \left(\frac{rS_2}{K} + 2i\omega_0\right)(\delta + 2i\omega_0)\frac{a I_2^2}{(mP_2+I_2)^2}, \\
q_{31} &= -bI_2(d_2 + 2i\omega_0)\frac{m\delta P_2^2}{(mP_2+I_2)^2}, \\
q_{32} &= \left(\frac{rS_2}{K} + 2i\omega_0\right)(d_2 + 2i\omega_0)\frac{m\delta P_2^2}{(mP_2+I_2)^2}, \\
q_{33} &= -(d_2 + 2i\omega_0)\left[-\left(\frac{rS_2}{K} + 2i\omega_0\right)\left(\frac{aI_2P_2}{(mP_2+I_2)^2} - 2i\omega_0\right) + bI_2\left(\frac{rS_2}{K} + bS_2\right)\right], \\
q_{34} &= -\left(\frac{rS_2}{K} + 2i\omega_0\right)\left[\frac{\delta I_2^2}{(mP_2+I_2)^2}\left(\frac{aI_2P_2}{(mP_2+I_2)^2} - 2i\omega_0\right) + \frac{am\delta I_2^2 P_2^2}{(mP_2+I_2)^4} + \frac{\delta b I_2^3\left(\frac{rS_2}{K} + bS_2\right)}{(mP_2+I_2)^2}\right], \\
q_{41} &= \frac{bhm\delta I_2 P_2^2}{(mP_2+I_2)^2}, \\
q_{42} &= -\left(\frac{rS_2}{K} + 2i\omega_0\right)\frac{hm\delta P_2^2}{(mP_2+I_2)^2}, \\
q_{43} &= h\left[-\left(\frac{rS_2}{K} + 2i\omega_0\right)\left(\frac{aI_2P_2}{(mP_2+I_2)^2} - 2i\omega_0\right) + bI_2\left(\frac{rS_2}{K} + bS_2\right)\right], \\
q_{44} &= -(\delta + 2i\omega_0)\left[-\left(\frac{rS_2}{K} + 2i\omega_0\right)\left(\frac{aI_2P_2}{(mP_2+I_2)^2} - 2i\omega_0\right) + bI_2\left(\frac{rS_2}{K} + bS_2\right)\right]
\end{aligned}$$

and

$$\Delta = -\left(\frac{rS_2}{K} + 2i\omega_0\right)q_{11} - bI_2q_{12}.$$

Putting $\omega_0 = 0$ in the above expressions, we get the components of $\mathbf{Q} = (J_{E_2})^{-1}$.

Now we are to calculate the left and right eigenvector u and v respectively, of the variational matrix J_{E_2} , i.e., we have to find out a row vector $u = (u_1, u_2, u_3, u_4)$, such that $uJ_{E_2} = i\omega_0 u$, and a column vector $v = (v_1, v_2, v_3, v_4)^\top$, such that $J_{E_2}v = i\omega_0 v$.

Proceeding in the above way and solving the set of equations, we find the left eigenvector $u = (u_1, u_2, u_3, u_4)$, where

$$\begin{aligned}
u_1 &= \frac{b\delta I_2^3}{(mP_2+I_2)^2} - \frac{bI_2(d_2\delta - \omega_0^2)}{h} - i\omega_0\frac{bI_2(d_2+\delta)}{h} \\
&\triangleq f_{11} + i\omega_0 g_{11}, \\
u_2 &= \frac{r\delta S_2 I_2^2}{K(mP_2+I_2)^2} - \frac{rS_2(d_2\delta - \omega_0^2)}{Kh} - (d_2 + \delta)\omega_0^2 + i\omega_0\left[\frac{\delta I_2^2}{(mP_2+I_2)^2} - \frac{rS_2(d_2+\delta)}{Kh} - \frac{d_2\delta - \omega_0^2}{h}\right] \\
&\triangleq f_{12} + i\omega_0 g_{12}, \\
u_3 &= \frac{arS_2 I_2^2}{K(mP_2+I_2)^2} + i\omega_0\frac{aI_2^2}{(mP_2+I_2)^2} \triangleq f_{13} + i\omega_0 g_{13}, \\
u_4 &= \frac{aI_2^2}{h(mP_2+I_2)^2}\left(\frac{r\delta S_2}{K} - \omega_0^2\right) + i\omega_0\left[\frac{aI_2^2}{h(mP_2+I_2)^2}(\delta + \frac{rS_2}{K})\right] \triangleq f_{14} + i\omega_0 g_{14},
\end{aligned}$$

and right eigenvector $v = \theta(v_1, v_2, v_3, v_4)^\top$, where

$$\begin{aligned}
v_1 &= -\frac{aI_2^2\left(\frac{rS_2}{K} + bS_2\right)(d_2\delta - \omega_0^2)}{(mP_2+I_2)^2} - i\omega_0\frac{aI_2^2\left(\frac{rS_2}{K} + bS_2\right)(d_2+\delta)}{(mP_2+I_2)^2} \triangleq f_{21} + i\omega_0 g_{21}, \\
v_2 &= \frac{aI_2^2\left[\frac{rS_2}{K}(d_2\delta - \omega_0) - (d_2+\delta)\omega_0^2\right]}{(mP_2+I_2)^2} + i\omega_0\frac{aI_2^2\left[\frac{rS_2}{K}(d_2+\delta) + d_2\delta - \omega_0^2\right]}{(mP_2+I_2)^2} \triangleq f_{22} + i\omega_0 g_{22}, \\
v_3 &= \frac{rS_2}{K}d_2 - \omega_0^2 \left\{ \frac{aI_2P_2}{(mP_2+I_2)^2} [b\delta I_2^3\left(\frac{rS_2}{K} + bS_2\right) + d_2\delta - \omega_0^2] - (d_2 + \delta)\omega_0^2 - \left(\frac{rS_2}{K} + bS_2\right)\left(\frac{abI_2^2P_2}{(mP_2+I_2)^2}\right) \right. \\
&\quad \left. + \frac{bma\delta I_2^2 P_2^2}{(mP_2+I_2)^2} - (d_2\delta - \omega_0^2) \right\} - \frac{(d_2 + \frac{rS_2}{K})\omega_0^2}{h} \left\{ \frac{rS_2}{K} \left[\frac{a(d_2+\delta)I_2P_2}{(mP_2+I_2)^2} + d_2\delta - \omega_0^2 \right] - (d_2 + \delta)\omega_0^2 - \left(\frac{rS_2}{K} \right. \right. \\
&\quad \left. \left. + bS_2\right)bI_2 \left[\frac{aI_2P_2}{(mP_2+I_2)^2} + \frac{ma\delta I_2^2 P_2^2}{(mP_2+I_2)^2} \right] \right\} + i\omega_0 \left(\frac{rS_2}{K} \frac{d_2 - \omega_0^2}{h} \left\{ \frac{rS_2}{K} \left[\frac{a(d_2+\delta)I_2P_2}{(mP_2+I_2)^2} + d_2\delta - \omega_0^2 \right] - (d_2 + \delta)\omega_0^2 \right. \right. \\
&\quad \left. \left. - \left(\frac{rS_2}{K} + bS_2\right)bI_2 \left[\frac{aI_2P_2}{(mP_2+I_2)^2} + \frac{ma\delta I_2^2 P_2^2}{(mP_2+I_2)^2} \right] \right\} + \frac{(d_2 + \frac{rS_2}{K})}{h} \left\{ \frac{aI_2P_2}{(mP_2+I_2)^2} [b\delta I_2^3\left(\frac{rS_2}{K} + bS_2\right) + d_2\delta - \omega_0^2] \right. \right. \\
&\quad \left. \left. - (d_2 + \delta)\omega_0^2 - \left(\frac{rS_2}{K} + bS_2\right)\left(\frac{abI_2^2P_2}{(mP_2+I_2)^2} + \frac{bma\delta I_2^2 P_2^2}{(mP_2+I_2)^2}\right) - (d_2\delta - \omega_0^2) \right\} \right) \triangleq f_{23} + i\omega_0 g_{23}, \\
v_4 &= \frac{rS_2}{K} \left\{ \frac{aI_2P_2}{(mP_2+I_2)^2} [b\delta I_2^3\left(\frac{rS_2}{K} + bS_2\right) + d_2\delta - \omega_0^2] - (d_2 + \delta)\omega_0^2 - \left(\frac{rS_2}{K} + bS_2\right)\left(\frac{abI_2^2P_2}{(mP_2+I_2)^2}\right) \right. \\
&\quad \left. + \frac{bma\delta I_2^2 P_2^2}{(mP_2+I_2)^2} - (d_2\delta - \omega_0^2) \right\} + i\omega_0 \left\{ \frac{rS_2}{K} \left[\frac{a(d_2+\delta)I_2P_2}{(mP_2+I_2)^2} + d_2\delta - \omega_0^2 \right] - (d_2 + \delta)\omega_0^2 \right. \\
&\quad \left. - \left(\frac{rS_2}{K} + bS_2\right)bI_2 \left[\frac{aI_2P_2}{(mP_2+I_2)^2} + \frac{ma\delta I_2^2 P_2^2}{(mP_2+I_2)^2} \right] \right\} \triangleq f_{24} + i\omega_0 g_{24}.
\end{aligned}$$

Now $uv = 1$, which upon calculation shows that $\theta = \frac{\varphi_1 - \varphi_2 i \omega_0}{\varphi_1^2 + \varphi_2^2 \omega_0^2}$, and φ_1, φ_2 are given by

$$\begin{aligned}\varphi_1 &= (f_{11}f_{21} + f_{12}f_{22} + f_{13}f_{23} + f_{14}f_{24}) - \omega_0^2(g_{11}g_{21} + g_{12}g_{22} + g_{13}g_{23} + g_{14}g_{24}), \\ \varphi_2 &= f_{11}g_{21} + f_{12}g_{22} + f_{13}g_{23} + f_{14}g_{24} + f_{21}g_{11} + f_{22}g_{12} + f_{23}g_{13} + f_{24}g_{14},\end{aligned}$$

where ω_0 is given by Eq. (3.10).

Now, writing the expression of (4.5) in detail, we have the following:

First term:

$$\begin{aligned}&= -u_l \mathbf{F}_{x_j x_k x_p} v_j v_k v_p \text{ (each index varies from 1 to 4)} \\ &= -(u_2 \mathbf{F}_{III}^2 + u_3 \mathbf{F}_{III}^3) v_2 |\bar{v}_2| - (u_2 \mathbf{F}_{PPP}^2 + u_3 \mathbf{F}_{PPP}^3) v_4 |\bar{v}_4| - (u_2 \mathbf{F}_{IP I}^2 + u_3 \mathbf{F}_{IP I}^3) (v_2^2 \bar{v}_4 + 2|v_2|^2 v_4).\end{aligned}$$

Second term:

$$\begin{aligned}&= 2u_l \mathbf{F}_{x_j x_k}^l v_j (\mathbf{A}^{0-1})_{kr} \mathbf{F}_{x_p x_q}^r v_p \bar{v}_q \text{ (each index varies from 1 to 4)} \\ &= 2[u_1(\mathbf{F}_{SS}^1 v_1 + \mathbf{F}_{IS}^1 v_2) + u_2 \mathbf{F}_{IS}^2 v_2] \times [\mathbf{Q}_{11}A + \mathbf{Q}_{12}B + \mathbf{Q}_{13}C] \\ &\quad + 2[u_1 \mathbf{F}_{SI}^1 v_1 + u_2(\mathbf{F}_{II}^2 v_2 + \mathbf{F}_{PI}^2 v_4) + u_3(\mathbf{F}_{II}^3 v_2 + \mathbf{F}_{PI}^3 v_4)] \times [\mathbf{Q}_{21}A + \mathbf{Q}_{22}B + \mathbf{Q}_{23}C] \\ &\quad + 2[u_2(\mathbf{F}_{IP}^2 v_2 + \mathbf{F}_{PP}^2 v_4) + u_3(\mathbf{F}_{IP}^3 v_2 + \mathbf{F}_{PP}^3 v_4)] \times [\mathbf{Q}_{41}A + \mathbf{Q}_{42}B + \mathbf{Q}_{43}C].\end{aligned}$$

Third term:

$$\begin{aligned}&= u_l \mathbf{F}_{x_j x_k} \bar{v}_j ((\mathbf{A}^0 - 2i\omega_0)^{-1})_{kr} \mathbf{F}_{x_p x_q}^r v_p v_q \text{ (each index varies from 1 to 4)} \\ &= [u_1(\mathbf{F}_{SS}^1 \bar{v}_1 + \mathbf{F}_{IS}^1 \bar{v}_2) + u_2 \mathbf{F}_{IS}^2 \bar{v}_2] \times [\mathbf{Q}_{\omega_0 11}A + \mathbf{Q}_{\omega_0 12}B + \mathbf{Q}_{\omega_0 13}C] \\ &\quad + [u_1 \mathbf{F}_{SI}^1 \bar{v}_1 + u_2(\mathbf{F}_{II}^2 \bar{v}_1 + \mathbf{F}_{II}^2 \bar{v}_2 + \mathbf{F}_{PI}^2 \bar{v}_3) \\ &\quad + u_3(\mathbf{F}_{II}^3 \bar{v}_2 + \mathbf{F}_{PI}^3 \bar{v}_4)] \times [\mathbf{Q}_{\omega_0 21}A + \mathbf{Q}_{\omega_0 22}B + \mathbf{Q}_{\omega_0 23}C] + [u_2(\mathbf{F}_{IP}^2 \bar{v}_2 + \mathbf{F}_{PP}^2 \bar{v}_4) \\ &\quad + u_3(\mathbf{F}_{IP}^3 \bar{v}_2 + \mathbf{F}_{PP}^3 \bar{v}_4)] \times [\mathbf{Q}_{\omega_0 41}A + \mathbf{Q}_{\omega_0 42}B + \mathbf{Q}_{\omega_0 43}C].\end{aligned}$$

In the above terms,

$$\begin{aligned}A &= \mathbf{F}_{SS}^1 |v_1|^2 + \mathbf{F}_{SI}^1 (v_1 \bar{v}_2 + v_2 \bar{v}_1), \\ B &= \mathbf{F}_{II}^2 |v_2|^2 + \mathbf{F}_{SI}^2 (v_1 \bar{v}_2 + v_2 \bar{v}_1) + \mathbf{F}_{IP}^2 (v_2 \bar{v}_4 + v_4 \bar{v}_2) + \mathbf{F}_{PP}^2 |v_4|^2, \\ C &= \mathbf{F}_{II}^3 |v_2|^2 + \mathbf{F}_{IP}^3 (v_2 \bar{v}_4 + v_4 \bar{v}_2) + \mathbf{F}_{PP}^3 |v_4|^2.\end{aligned}$$

Putting the values of $\mathbf{F}_{xxx}, \mathbf{F}_{xx}, u, v$ and components of the matrix \mathbf{Q} in terms of the parameters of the model, the sign of the real part of the resulting expression (4.5) can be deduced. This in turn indicates the orbital stability of the limit cycle arising out of Hopf bifurcation.

5 Global stability of predator-free equilibrium E_1

Theorem 5.1. *The predator-free equilibrium $E_1(S_1, I_1, 0, 0)$ is globally asymptotically stable whenever $d_2 > h$ and $bK > d_1$.*

Proof. By the positivity of the solution of system (1.3), we can obtain

$$\frac{dI}{dt} \leq bS(t)I(t) - d_1 I(t). \quad (5.27)$$

Consider the following comparison equations

$$\begin{cases} \frac{dw_1}{dt} = rw_1(t)\left(1 - \frac{w_1(t) + w_2(t)}{K}\right) - bw_1(t)w_2(t), \\ \frac{dw_2}{dt} = bw_1(t)w_2(t) - d_1w_2(t). \end{cases} \quad (5.28)$$

It is easy to see that for $bK - d_1 > 0$, $(\frac{d_1}{b}, \frac{r(bK-d_1)}{b(r+bK)})$ is a unique positive equilibrium of system (5.2) which is globally asymptotically stable. Let $w_1(0) \geq S_0$, $w_2(0) \geq I_0$. If $(w_1(t), w_2(t))$ is a solution to (5.2) with initial value $(w_1(0), w_2(0))$, then by comparison theorem we have $S(t) \leq w_1(t)$, $I(t) \leq w_2(t)$, for $t > 0$, and hence

$$\limsup_{t \rightarrow +\infty} I(t) \leq \frac{r(bK - d_1)}{b(r + bK)} = I_1,$$

and

$$\limsup_{t \rightarrow +\infty} S(t) \leq \frac{d_1}{b} = S_1.$$

From the last two equations of system (1.3), we have $\frac{dQ}{dt} \leq \delta P(t) - \delta Q(t)$.

Consider the following comparison equations

$$\begin{cases} \frac{dw_3}{dt} = \delta w_4(t) - \delta w_3(t), \\ \frac{dw_4}{dt} = -d_2w_4(t) + hw_3(t). \end{cases} \quad (5.29)$$

It is easy to see that if $d_2 > h$ for any solution of (5.3) with nonnegative initial values we have

$$\lim_{t \rightarrow +\infty} w_3(t) = 0, \quad \lim_{t \rightarrow +\infty} w_4(t) = 0.$$

Let $0 < Q(0) \leq u_3(0)$, $0 < P(0) \leq u_4(0)$. If $(w_3(t), w_4(t))$ is a solution of system (5.3) with initial values $(u_3(0), u_4(0))$, then by comparison theorem we have $Q(t) \leq w_3(t)$, $P(t) \leq w_4(t)$, for $t > 0$. Hence,

$$\lim_{t \rightarrow +\infty} Q(t) = 0, \quad \lim_{t \rightarrow +\infty} P(t) = 0.$$

So all solutions to system (1.3) approach the $S - I$ plane, then for any solution $(S(t), I(t))$,

$Q(t), P(t)$ to system (1.3) starting in Ω we have

$$\lim_{t \rightarrow +\infty} S(t) = S_1, \quad \lim_{t \rightarrow +\infty} I(t) = I_1, \quad \lim_{t \rightarrow +\infty} Q(t) = 0, \quad \lim_{t \rightarrow +\infty} P(t) = 0.$$

This completes the proof.

6 Numerical results

In the previous sections, we introduced the analytical tools proposed and used them for a qualitative analysis of the system obtaining some results about the dynamics of

the system. In this section, we perform a numerical analysis of the model based on the previous results.

In order to numerically experiment the effects of parameter changes in the proposed model, we have run simulations using the standard MATLAB differential equations integrator for the Runge-Kutta method, i.e., routine ODE45 or ODE15S if needed.

From the analysis of section 4, we can see that the infection rate plays a vital role in describing the behavior of the system. Keeping this mind, we have varied the infection rate, b , to observe the dynamics of the system (1.3). We select $r = 1$, $K = 10$, $d_1 = 0.6$, $a = 0.2$, $m = 1$, $\delta = 1.8$, $d_2 = 0.5$, $h = 1.5$. Using these sets of parametric values and initial values $S(0) = 1$, $I(0) = 1$, $Q(0) = 0.1$, $P(0) = 0.1$, the following interesting dynamic behavior of the system was observed. Our numerical results show that the infective population will be asymptotically stable for $b = 1.2$ (Fig. 1). Increasing the infection rate to $b = 2.2$, we observe that the three species of system (1.3) enter into an oscillatory steady state from a stable situation (Fig. 2). In fact, for $b = 1.2$, the system (1.3) has a positive equilibrium $E_2(0.6111111111, 0.7222222222, 0.4814814815, 1.4444444444)$. And the characteristic equation (3.3) is

$$\lambda^4 + 2.316666667\lambda^3 + 1.324135802\lambda^2 + 1.614012345\lambda + 0.4131111109 = 0.$$

Hence, we can get the eigenvalues $\lambda_1 = -2.006497886$, $\lambda_2 = -0.2952317702$, $\lambda_3 = -0.007468505200 - 0.8350551723i$, $\lambda_4 = -0.007468505200 + 0.8350551723i$. From the fact of all the eigenvalues have the negative part, we can obtain E_2 is locally asymptotically stable. For $b = 2.2$, the characteristic equation (3.3) is

$$\lambda^4 + 2.288888889\lambda^3 + 1.281851852\lambda^2 + 1.647037037\lambda + 0.4253333332 = 0.$$

Hence, we can get the eigenvalues $\lambda_1 = -2.006483572$, $\lambda_2 = -.2948720419$, $\lambda_3 = 0.006233362427 - 0.8478487227i$, $\lambda_4 = 0.006233362427e + 0.8478487227i$. Obviously, $E_2(0.3333333333, 0.4202898551, 0.2801932367, 0.8405797101)$ is unstable and Hopf bifurcation occurs.

In most studies of eco-epidemiological models, the predation rate is also an important parameter that plays a vital role in the dynamics of the system. Therefore, we then vary the parameter h keeping the other parameter values. We consider a hypothetical set of parametric values, where $r = 1$, $K = 10$, $d_1 = 0.6$, $a = 0.2$, $m = 1$, $\delta = 1.8$, $d_2 = 0.5$, $b = 2.2$ and different values of h . We can observe that when $h = 1.5$ the three species periodically oscillate, i.e., Hopf bifurcation occurs around E_2 (Fig. 2); when $h = 4$ the three species coexist, i.e, E_2 is asymptotically stable (Fig. 3).

Select $r = 1$, $K = 10$, $d_1 = 0.6$, $a = 0.2$, $m = 1$, $\delta = 1.8$, $d_2 = 0.5$, $b = 2.2$ and $h = 0.4$. We can see that the predator-free equilibrium $E_1(0.2727272727, 0.4229249012, 0, 0)$ is asymptotically stable (Fig. 4).

7. Discussion

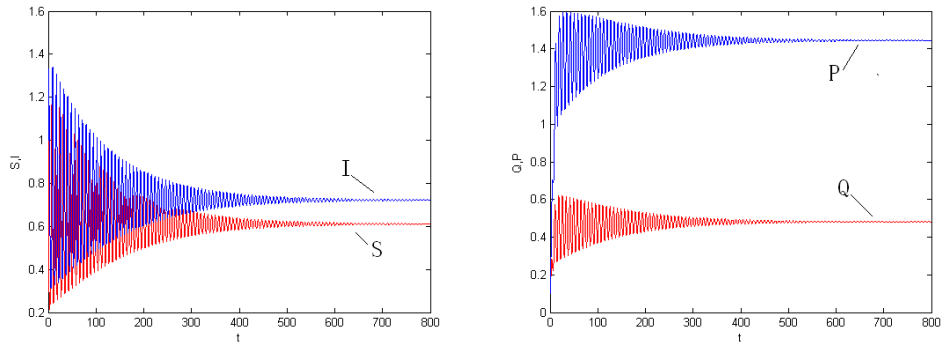


Figure 1: A solution for model (1.3) with $r = 1$, $K = 10$, $d_1 = 0.6$, $a = 0.2$, $m = 1$, $\delta = 1.8$, $d_2 = 0.5$, $h = 1.5$ and $b = 1.2$. Here, the interior equilibrium E_2 is asymptotically stable.

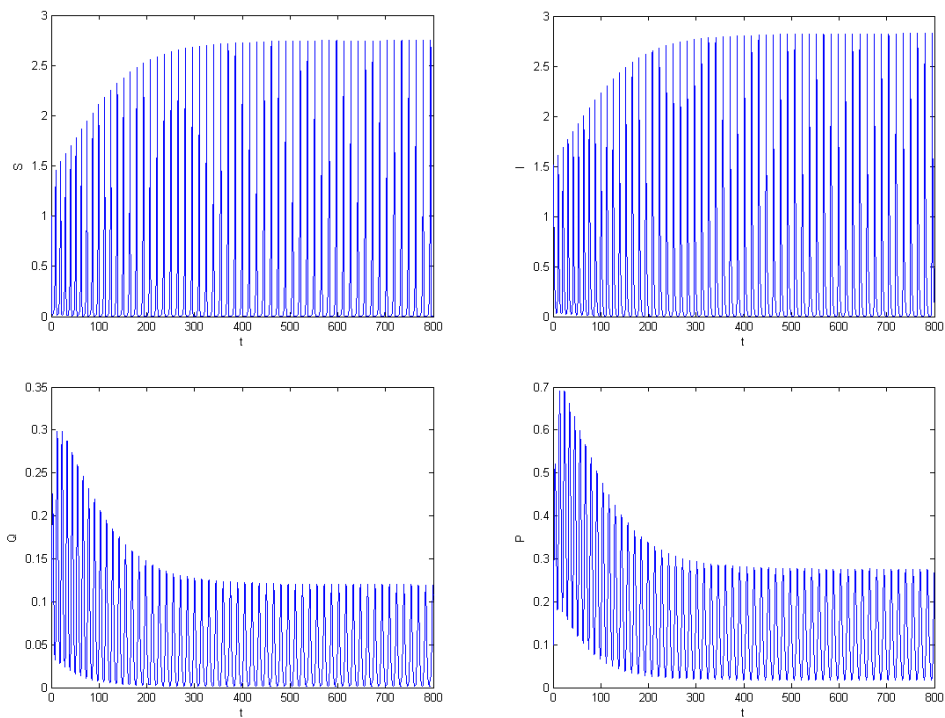


Figure 2: A solution for model (1.3) with $r = 1$, $K = 10$, $d_1 = 0.6$, $a = 0.2$, $m = 1$, $\delta = 1.8$, $d_2 = 0.5$, $h = 1.5$ and $b = 2.2$. Here, the interior equilibrium E_2 becomes stable and periodic solutions occur.

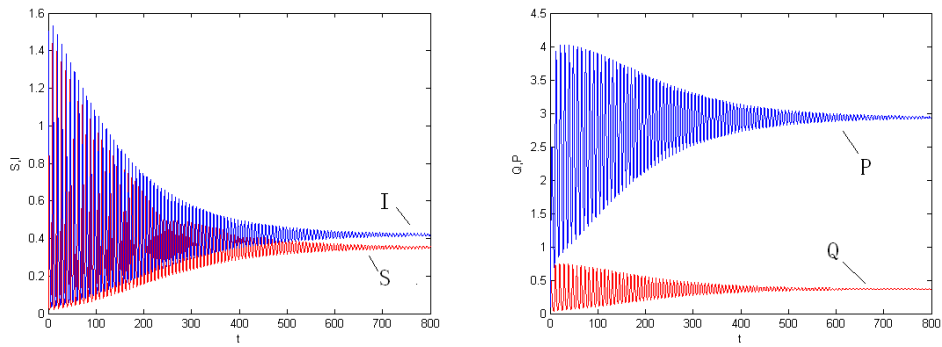


Figure 3: A solution for model (1.3) with $r = 1$, $K = 10$, $d_1 = 0.6$, $a = 0.2$, $m = 1$, $\delta = 1.8$, $d_2 = 0.5$, $b = 2.2$ and $h = 4$. Here, the interior equilibrium E_2 is asymptotically stable.

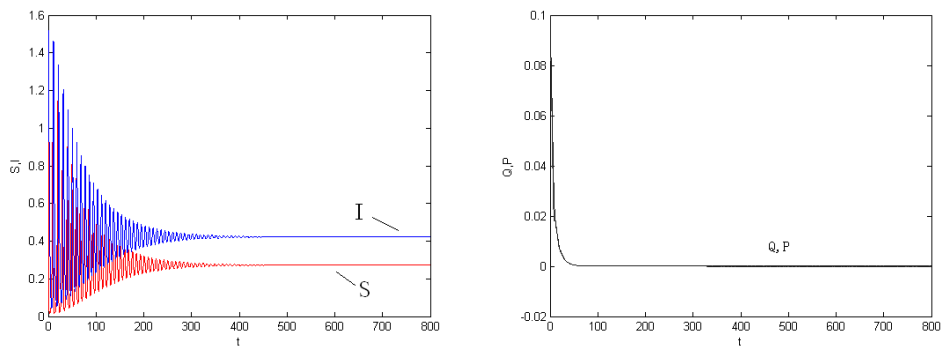


Figure 4: A solution for model (1.3) with $r = 1$, $K = 10$, $d_1 = 0.6$, $a = 0.2$, $m = 1$, $\delta = 1.8$, $d_2 = 0.5$, $b = 2.2$ and $h = 0.4$. Here, the predator-free equilibrium E_1 is asymptotically stable.

In this paper we proposed and analyzed, both analytically and numerically, an eco-epidemiological model with distributed delay. Firstly, we obtain the positivity and boundedness of solutions. Secondly, by using of Routh-Hurwitz criterion, the asymptotical stability of the non-negative equilibria are obtained. Thirdly, we have obtained conditions for small amplitude periodic solutions bifurcating from the boundary equilibrium E_2 and the positive interior equilibrium E_2 by applying both mathematical and numerical techniques. It is observed that when the infection rate b crosses a critical value, say b^* , the system (1.3) enters into Hopf bifurcation that induces periodic solutions near the boundary equilibrium E_2 . And the stability as well as the direction of bifurcation near the positive interior equilibrium E_2 is obtained by applying the algorithm due to Poore. From numerical simulations, we find that the predation rate is also an important parameter that plays a vital role in the dynamics of the system.

It is straightforward to show that system (1.2) also has two ecologically meaning possible equilibria $E_0(0, 0, 0, 0)$ and $E_{01}(K, 0, 0, 0)$. The Jacobian matrixes are not well-defined at $E_0(0, 0, 0, 0)$ and $E_{01}(K, 0, 0, 0)$. We can follow the technique of [1] to obtain the stability of $E_0(0, 0, 0, 0)$ and $E_{01}(K, 0, 0, 0)$. We leave them in the future.

Lastly, we present the global asymptotical stability of predator-free equilibrium E_1 . In conclusion, this paper emphasizes that the value of the per capita disease contact rate b , the predation rate h and the existence of the predator population have important implications for predator species persistence and the the existence of Hopf bifurcation in a simple eco-epidemiological model where the preys are infected by transmissible disease.

Acknowledgment

We would like to thank reviewers' insightful suggestions and comments.

References

- [1] Arino O., Abdllaoui A.El., Mikram J., Chattopadhyay J.: Infection on prey population may act as a biological control in ratio-dependent predator-prey model. *Nonlinearity* **17**, 1101-1116 (2004)
- [2] Bairagi N., Roy, P.K., Chattopadhyay, J.: Role of infection on the stability of a predator-prey system with several response functions: A comparative study, *Journal of Theoretical Biology*, **248(1)**, 10-25 (2007)
- [3] Beltrami, E., Carroll, T.O.: Modelling the role of viral disease in recurrent phytoplankton blooms, *J. Math. Biol.* **32**, 857-863 (1994).
- [4] Chatterjee, S., Das, K., Chattopadhyay, J.: Time delay factor can be used as a key factor for preventing the outbreak of a disease-Results drawn from a mathematical

- study of a one season eco-epidemiological model, *Nonlinear Analysis: Real World Applications* **8(5)**, 1472-1493 (2007)
- [5] Cushing, J.M.: *Integro-differential equations and delay models in populations dynamics*, Lecture Notes in Biomathematics, Springer-Verlag, Berlin/New York, Vol. 20, 1977.
- [6] Freedman, H.I.: A model of predator-prey dynamics modified by the action of parasite, *Math. Biosci.* **99**, 143-155 (1990)
- [7] Friedrichs, K.O.: *Advanced Ordinary Differential Equations*. New York: Gordon and Breach 1965.
- [8] Gao, L.Q., Hethcote, H.W.: Disease transmission models with density-dependent demographics, *J. Math. Biol.* **30**, 717-731 (1992)
- [9] Gao L.Q., Hethcote H.W.: Simulations of rubella vaccination strategies in China, *Mathematical Biosciences* **202**, 371-385 (2006).
- [10] Gao, S.J., Chen, L.S., Teng, Z.D.: Pulse vaccination of an SEIR epidemic model with time delay, *Nonlinear Analysis: Real World Applications* **9(2)**, 599-607 (2008)
- [11] Gibson, C.C., Watkinson, A.R.: The role of the hemi parasite annual *Rhinanthus minor* in determining grass land community structure, *Oecologia* **89**, 62-68 (1992)
- [12] Greenhalgh D., Haque M.: A predator-prey model with disease in the prey species only, *Mathematical Methods in the Applied Sciences* **30 (8)**, 911-929 (2007)
- [13] Haderler, K.P., Freedman, H.I.: Predator-prey populations with parasitic infection, *J. Math. Biol.* **27**, 609-631 (1989)
- [14] Haque M., Venturino E.: The role of transmissible disease in Holling-Tanner predator-prey model, *Theoretical Population Biology* **70**, 273-288 (2006)
- [15] Hechtel, L.J., John, C., Huliano, S.A.: Modification of antipredator behavior of caecidotea intermedius by its parasite *Acanthocephalus dirus*, *Ecology* **74**, 710-713 (1993)
- [16] Hethcote H.W.: The mathematics of infectious diseases. *SIAM Review*, **42(4)**, 599-653 (2000)
- [17] Hudson P.J., Dobson A.P., Newborn D.: Do parasites make prey vulnerable to predation? Red grouse and parasites, *J. Anim. Ecol.* **61**, 681-692 (1992)

- [18] Kermack, W.O., Mc Kendrick, A.G.: Contributions to the mathematical theory of epidemics, Proc. Roy. Soc. A **115(5)**, 700-721 (1927)
- [19] Lafferty K.D., Morris A.K.: Altered behaviour of parasitized killfish increases susceptibility to predation by bird final hosts, Ecology **77**, 1390-1397 (1996)
- [20] Lotka, A.J.: Elements of Physical Biology. Baltimore: Williams & Wilkins, 1925.
- [21] Lu, Z.Q, Liu, X.: Analysis of a predator-prey model with modified Holling-Tanner functional response and time delay, Nonlinear Analysis: Real World Applications **9(2)**, 641-650 (2008)
- [22] Ma, Z.E., Liu, J.P., Li, J.: Stability analysis for differential infectivity epidemic models, Nonlinear Analysis: Real World Applications **4(5)**, 841-856 (2003)
- [23] MacDonald, N.: Time delay in predator-prey models – II, Math. Biosci. **33**, 227-234 (1977)
- [24] Mena-Lorca, J., Hethcote, H.W.: Dynamic models of infectious diseases as regulator of population sizes, J. Math. Biol. **30**, 693-716 (1992)
- [25] Meng, X.Z., Jiao, J.J., Chen, L.S.: The dynamics of an age structured predator-prey model with disturbing pulse and time delays, Nonlinear Analysis: Real World Applications **9(2)**, 547-561 (2008)
- [26] Murray D.L., Carry J.R., Keith L.B.: Interactive effects of sublethal nematodes and nutritional status on snowshoe hare vulnerability to predation? J. Anim. Ecol. **66**, 250-264 (1997)
- [27] Pal S., Kusumika Kundu, Chattopadhyay, J.: Role of standard incidence in an eco-epidemiological system: A mathematical study, Ecological Modelling **199(3)**, 229-239 (2006)
- [28] Poore, A.B.: On the theory and application of the Hopf-Friedrichs bifurcation theory, Arch. Rat. Mech. Anal. **60**, 371-393 (1976)
- [29] Schuette M.C., Hethcote H.W.: Modeling the effects of varicella vaccination programs on the incidence of chickenpox and shingles, Bull. Math. Biol. **61**, 1031-1064 (1999)
- [30] Shi X.Y., Cui J.A., Zhou X.Y.: Stability and Hopf bifurcation analysis of an eco-epidemic model with a stage structure, Nonlinear Analysis RWA, **74**, 1088-1106 (2011)
- [31] Singh, B.K., Chattopadhyay, J., Sinha, S.: The role of virus infection in a simple phytoplankton zooplankton system, J. Theo. Biol. **231**, 153-166 (2004)

- [32] Song, X.Y., Li, Y.F.: Dynamic behaviors of the periodic predator-prey model with modified Leslie-Gower Holling-type II schemes and impulsive effect, *Nonlinear Analysis: Real World Applications* **9(1)**, 64-79 (2008)
- [33] Tang S.Y., Chen L.S.: Global qualitative analysis for a ratio-dependent predator-prey model with delay, *Journal of Mathematical Analysis and Applications* **266**, 401-419 (2002)
- [34] Thieme, H.R.: *Mathematics in Population Biology*, Princeton University Press, Princeton, New Jersey (2003).
- [35] Venturino E.: The influence of diseases on Lotka-Volterra systems, *Rocky Mount. J. Math.* **24**, 381-402 (1994)
- [36] Volterra, V.: Variazioni e fluttuazioni del numero d'individui in specie animali conviventi, *Mem. Acad. Lincei.* **2**, 31-113 (1926)
- [37] Xiao, Y.N., Chen, L.S.: Modelling and analysis of a predator-prey model with disease in the prey, *Math. Biosci.* **171**, 59-82 (2001)
- [38] Xiao, Y.N., Chen, L.S.: Analysis of a three species eco-epidemiological model, *J. Math. Anal. Appl.* **258(2)**, 733-754 (2001)
- [39] Zhou X.Y., Cui J.A.: Stability and Hop bifurcation analysis of an eco-epidemiological model with delay, *Journal of the Franklin Institute* **347**, 1654-1680 (2010)

(Received September 1, 2011)